

WINSTON R-VI SCHOOL DISTRICT
WINSTON, MISSOURI

BASIC FINANCIAL STATEMENTS
YEAR ENDED JUNE 30, 2023

Clevenger & Associates, CPA, PC
2881 Grand Drive
Chillicothe, MO 64601

Clevenger & Associates, CPA, PC

2881 Grand Drive
Chillicothe, MO 64601
(660) 646-4872

November 14, 2023

To the Board of Education

Winston R-VI School District

We have audited the modified cash basis financial statements of the governmental activities and each major fund of Winston R-VI School District for the year ended June 30, 2023. Professional standards require that we provide you with information about our responsibilities under generally accepted auditing standards (and, if applicable, *Government Auditing Standards* and the Uniform Guidance), as well as certain information related to the planned scope and timing of our audit. We have communicated such information in our letter to you dated September 19, 2023. Professional standards also require that we communicate to you the following information related to our audit.

Significant Audit Findings

Qualitative Aspects of Accounting Practices

Management is responsible for the selection and use of appropriate accounting policies. The significant accounting policies used by Winston R-VI School District are described in Note A to the financial statements. No new accounting policies were adopted and the application of existing policies was not changed during the year. We noted no transactions entered into by the District during the year for which there is a lack of authoritative guidance or consensus. All significant transactions have been recognized in the financial statements in the proper accounting period.

Certain financial statement disclosures are particularly sensitive because of their significance to financial statement users. The most sensitive disclosure affecting the financial statements was:

The disclosure of leases in Note L to the financial statements includes the outstanding debt of the District.

The financial statement disclosures are neutral, consistent, and clear.

Difficulties Encountered in Performing the Audit

During the prior audits and this year's audit, we discussed with management of Winston R-VI School District that the cash balances in the General Ledger report should match the fund balances on the Annual Secretary of the Board Report. We recommend that the District takes action and corrects the balances going forward.

Corrected and Uncorrected Misstatements

Professional standards require us to accumulate all known and likely misstatements identified during the audit, other than those that are clearly trivial, and communicate them to the appropriate level of management. Management has corrected all such misstatements. In addition, none of the misstatements detected as a result of audit procedures and corrected by management were material, either individually or in the aggregate, to each opinion unit's financial statements taken as a whole.

Disagreements with Management

For purposes of this letter, a disagreement with management is a financial accounting, reporting, or auditing matter, whether or not resolved to our satisfaction, that could be significant to the financial statements or the auditor's report. We are pleased to report that no such disagreements arose during the course of our audit.

Management Representations

We have requested certain representations from management that are included in the management representation letter dated November 14, 2023.

Management Consultations with Other Independent Accountants

In some cases, management may decide to consult with other accountants about auditing and accounting matters, similar to obtaining a "second opinion" on certain situations. If a consultation involves application of an accounting principle to the District's financial statements or a determination of the type of auditor's opinion that may be expressed on those statements, our professional standards require the consulting accountant to check with us to determine that the consultant has all the relevant facts. To our knowledge, there were no such consultations with other accountants.

Other Audit Findings or Issues

We generally discuss a variety of matters, including the application of accounting principles and auditing standards, with management each year prior to retention as the District's auditors. However, these discussions occurred in the normal course of our professional relationship and our responses were not a condition to our retention.

Other Matters

Management is responsible for the other information included in the annual report. The other information comprises the management's discussion and analysis, budgetary comparison information, and statistical sections but does not include the basic financial statements and our auditor's report thereon. Our opinions on the basic financial statements do not cover the other information, and we do not express an opinion or any form of assurance thereon.

In connection with our audit of the basic financial statements, our responsibility is to read the other information and consider whether a material inconsistency exists between the other information and the basic financial statements, or the other information otherwise appears to be materially misstated. If, based on the work performed, we conclude that an uncorrected material misstatement of the other information exists, we are required to describe it in our report.

Restriction on Use

This information is intended solely for the use of the administration and the Board of Education of Winston R-VI School District and is not intended to be, and should not be, used by anyone other than these specified parties.

Clevenger & Associates, CPA, PC

Chillicothe, Missouri

WINSTON R-VI SCHOOLS
200 W. Third, P.O. Box 38
Winston, MO 64689
Phone: 660-339-6462/6463
Fax 660-339-6468

MANAGEMENT'S DISCUSSION AND ANALYSIS

The discussion and analysis of the Winston R-VI School District's financial performance provides an overview of the District's financial activities for the fiscal year ended June 30, 2023. The intent of this discussion and analysis is to look at the District's financial performance as a whole; readers should review the basic financial statements, notes to the financial statements and other supplemental information to enhance their understanding of the District's financial performance.

Financial Highlights

- The total fund balances for the District (General and Capital Projects Funds) were \$2,319,974.85 on June 30, 2023. This is an increase of \$247,318.44 in comparison to the prior fiscal year.
- The total revenues of the governmental funds for the fiscal year were \$3,199,640.66. This is an increase of \$344,606.54 compared to prior year mainly due to ESSER money.
- Expenditures for the year were \$2,952,322.22. This is an increase of \$325,042.31 over the prior year.
- Expenditures for the lease purchase were \$338,584.25 for the year.
- Outlays for new capital assets were \$195,358.67 during the year compared to \$21,930.11 in the prior year.

Overview of the Financial Statements

This annual report consists of two distinct series of financial statements: the government-wide financial statements and the fund financial statements, notes to the financial statements, other information, other financial information, other reporting requirements, and supplementary state information.

- **Government-Wide Financial Reports:** Provide both short-term and long-term information about the District's overall financial status. Government-wide statements include the Statement of Net position and the Statement of Activities.
- **Fund Financial Statements:** Focus on individual funds of the District, reporting activities in more detail. These statements show how services were financed in the short-term as well as what remains for future spending.

-unaudited-

- **Other Information:** Reports information where limited procedures are applied to budgetary and historical comparisons which are presented to provide perspective for the user of the financial statements.

Reporting on the District as a Whole

The Statement of Net Position and the Statement of Activities

The District's financial transactions as a whole for the year are summarized on the Statement of Net Position and the Statement of Activities. The statements include all assets and liabilities using the modified cash basis of accounting.

Basis of accounting refers to when revenues and expenditures are recognized in the accounts and reported in the financial statements. The financial statements are presented on the modified cash basis of accounting, under which revenues are recorded when received rather than when susceptible to accrual, and expenditures are recorded when paid rather than when the fund liability is incurred, except for teachers' salaries as explained in Note A to the financial statements.

These two statements report the District's change in net position. The change in net position is important because it tells the reader that, for the District as a whole, the financial position of the District has improved or diminished. The causes of this change may be the result of many factors, some financial, some not. Non-financial factors include the District's property tax base, facility conditions, required educational programs, and other factors.

In the Statement of Net Position and the Statement of Activities, the District reports governmental activities. Governmental Activities are the activities where most of the District's programs and services are reported including, instruction, support services, operation and maintenance of plant, pupil transport, food service, and student activities.

Reporting the District's Most Significant Funds

Fund financial reports provide detailed information about the District's major funds. District resources are allocated to and accounted for in individual funds based on the purposes for which they are to be spent and the means by which spending activities are controlled. The following types of funds are used by the District:

General Fund – Accounts for and reports all financial resources not accounted for and reported in another fund.

Special Revenue Fund – Accounts for and reports the proceeds of specific revenue sources that are restricted or committed to expenditure for specified purposes other than debt service or capital projects.

Capital Projects Fund – Accounts for and reports financial resources that are restricted, committed, or assigned to expenditures for capital outlay, including the acquisition or construction of capital facilities and other capital assets.

-unaudited-

The District as a Whole

The Statement of Net Position provides the perspective of the District as a whole. Table 1 provides a summary and comparison of the District’s net position for 2023 and 2022:

TABLE 1	Governmental Activities	
	2023	2022
ASSETS		
Cash and cash equivalents	\$ 2,319,974.85	\$ 2,072,656.41
Total Assets	<u>2,319,974.85</u>	<u>2,072,656.41</u>
NET POSITION		
Unrestricted	<u>2,319,974.85</u>	<u>2,072,656.41</u>
Total Net Position	<u>\$ 2,319,974.85</u>	<u>\$ 2,072,656.41</u>

Total assets at June 30, 2023 were \$2,319,974.85.

Unrestricted net position that can be used to finance day-to-day activities without constraints established by grants or legal requirements was \$2,319,974.85 and restricted net position was \$-0-.

Governmental Activities

Revenues – General revenues and special items totaled \$2,455,718.46. The three largest sources of general revenue for the District are generated through property taxes \$1,239,837.07, the Basic Foundation Formula \$808,845.06 and state assessed utilities \$78,242.41. Program specific revenues in the form of operating grants totaled \$631,557.05. The largest portion of this revenue was from the ESSER Grant. State and Federal reimbursement for food service and transportation were \$92,821.22 and \$77,490.00, respectively.

Expenditures – Expenditures for governmental activities totaled \$2,952,322.22 offset by program specific charges for services, contributions, and grants of \$743,922.20. General revenues, primarily property taxes, the basic formula, and to a lesser extent state assessed utilities, fines and earnings on investments were adequate to provide for program activities.

The Statement of Activities shows the costs of program services and the charges for services and grants offsetting those services. Table 2 (below) shows the total cost of services and the net cost of services. That is, it identifies the costs of these services supported by tax revenues and unrestricted State entitlements.

TABLE 2

	Cost of Services	Net Cost of Services	Cost of Services	Net Cost of Services
EXPENDITURES:				
Instruction	\$ 1,393,438.07	\$ 921,704.91	\$ 1,248,298.54	\$ 812,021.91
Student support services	59,617.34	59,017.34	55,812.17	55,812.17
Instructional staff support	80,546.44	80,546.44	159,829.19	159,829.19
General administration	181,538.15	181,538.15	189,549.14	189,549.14
Building level administration	159,152.60	159,152.60	157,001.39	157,001.39
Operation of plant	434,240.11	384,240.11	226,077.99	226,077.99
Transportation	129,250.07	43,756.07	120,008.70	78,324.05
Food service	135,502.76	13,364.57	88,769.48	(24,834.13)
Early childhood programs	40,452.43	26,495.58	41,915.31	25,816.69
Lease Payments:				
Principal retirements	265,000.00	265,000.00	245,000.00	245,000.00
Interest and fees	73,584.25	73,584.25	95,018.00	95,018.00
Total	<u>\$ 2,952,322.22</u>	<u>\$ 2,208,400.02</u>	<u>\$ 2,627,279.91</u>	<u>\$ 2,019,616.40</u>

Instruction includes activities directly dealing with the teaching of pupils and the interaction between teacher and pupil.

Student support services includes health, psychology and speech instruction.

Instructional staff support includes the activities involved with assisting staff with the content and process of teaching pupils.

General administration includes the expenses associated with administrative and financial supervision of the district and office support staff. It also includes expenses related to planning, research, development, and evaluation of instructional and support services, as well as reporting this information internally and to the public.

Building level administration includes the cost of salaries and benefits for building level principals and office support staff.

Operation of plant activities involves keeping school grounds, buildings, and equipment in an effective working condition.

Transportation involves the conveyance of students to and from school, as well as to and from school activities, as provided by state law.

Food service includes the preparation, delivery, and servicing of meals to students and school staff in connection with school activities.

Early childhood programs include resources that can be useful to parent, child care providers, teachers and administrators about learning and development of our Pre-K learners.

Lease payments involves the transactions associated with payments of principal, interest and fees for the lease purchases of the District.

The District's Funds

The District's funds are accounted for using the modified cash basis of accounting. All governmental funds had total revenues of \$3,199,640.66 and total expenditures of \$2,952,322.22. The net change in fund balance for the year was \$247,318.44.

The General fund had a balance of \$1,245,148.57 at the end of the year.

The Special Revenue Fund had a balance of \$-0- at the end of the year. The District transferred \$172,637.61 to avoid deficit spending.

The Capital Projects fund balance was \$1,074,826.28 at the end of the year. Allowable transfers from the General Fund were \$187,161.00 to cover upcoming capital expenditures.

General Fund Budgetary Highlights

During the course of the year, the District amended the annual operating budget as the Board approved changes. The primary reason for the amendments were minimal fluctuations in actual expenditures made and due to uncertainty of revenues from the State of Missouri Department of Elementary and Secondary Education.

Economic Factors and Next Year's Budget

The budget for the year ended June 30, 2024 has been prepared and approved by the Board of Education. This budget includes the assumption of several economic conditions that will play a significant role in the financial health of the District:

The following major assumptions drive the FY24 budget:

- This budget reflects employee compensation increases of base salary to \$35,500 for the school district for certified staff and a 4.5% salary increase for all non-certified staff and staff not on the salary schedule.

-unaudited-

- District participation in the Missouri State \$38,000 minimum teacher salary grant program.
- Increases to the extra duty schedule for those that hold extra duties.
- Contributions in teacher 14.5% and non-teacher 6.86% retirement is to remain steady.
- Property assessments from the Assessor's Office to hold steady.
- Under the school funding formula (Senate Bill 287) the Winston R-VI school district will continue to be considered Hold Harmless. The school will continue to receive additional monies (approximately \$48,598) from the Small Schools Grant, which is in existence as a state budget line item from year to year. The grant consists of \$10 million distributed at approximately \$255 per ADA (average daily attendance) to districts with prior year ADA of less than 350 and \$5 million to be distributed at approximately \$149 per ADA to districts with tax rates greater than \$3.43.
- This budget includes \$13,500 from the Small Rural Schools Achievement Program grant. This grant has to be applied for yearly by the local school district and is approved by the federal legislature one year at a time as part of the Every Child Succeeds Act funding.
- This budget reflects board paid employee health insurance benefits costs (approximately \$514/month/employee). With MEUHP, employees can choose from 9 different plans that they feel best fit their needs.
- Projected to receive approximately \$44.14 in Federal Title I funds, \$5809 in Title II funds, and \$36,324 in Federal IDEA Part B funds.
- Capital expense commitments of \$63,850 in lease interest payments, \$265,000 for lease principal payments and \$40,000 for capital expenditures and general facility improvements.

Contacting the District's Financial Management

This financial report is designed to provide our taxpayers, investors, and creditors with a general overview of the District's finances and to show the District's accountability for the money it receives. If you have questions about this report or need additional information contact the office of the Superintendent at; 200 East 3rd Street, Winston, MO 64689.

**WINSTON R-VI SCHOOL DISTRICT
TABLE OF CONTENTS**

REQUIRED COMMUNICATIONS.....	i-ii
MANAGEMENT'S DISCUSSION AND ANALYSIS.....	I-VI
INDEPENDENT AUDITORS' REPORT.....	1
BASIC FINANCIAL STATEMENTS	
Statement of Net Position – Modified Cash Basis.....	4
Statement of Activities – Modified Cash Basis.....	5
Statement of Assets and Fund Balances – Governmental Funds -- Modified Cash Basis	7
Statement of Receipts, Disbursements and Changes in Fund Balances -- Governmental Funds -- Modified Cash Basis	8
Notes to Financial Statements.....	9
OTHER FINANCIAL INFORMATION	
Budgetary Comparison Schedule – General Fund.....	19
Budgetary Comparison Schedule – Special Revenue Fund.....	20
Budgetary Comparison Schedule – Capital Projects Fund.....	21
Notes to the Budgetary Comparison Schedule.....	22
Schedule of Receipts by Source.....	23
Comparison of Receipts by Source.....	24
Schedule of Disbursements by Object.....	25
Schedule of Transportation Costs Eligible for State Aid.....	26
Selected Trends.....	27
OTHER REPORTING REQUIREMENTS	
Independent Auditors’ Report on Internal Control over Financial Reporting and on Compliance and Other Matters Based on an Audit of Financial Statements Performed in Accordance with <i>Government Auditing</i> Standards.....	29
Summary Schedule of Findings and Questioned Costs.....	31
Schedule of Prior Audit Findings.....	32
SUPPLEMENTARY STATE INFORMATION	
Independent Accountants' Report on Management's Assertions About Compliance with Specified Requirements of Missouri Laws and Regulations	34
Schedule of Selected Statistics.....	35

Clevenger & Associates, CPA, PC

2881 Grand Drive
Chillicothe, MO 64601
(660) 646-4872

INDEPENDENT AUDITORS' REPORT

To the Board of Education
Winston R-VI School District
Winston, Missouri

Opinions

We have audited the accompanying modified cash basis financial statements of the governmental activities and each major fund of the Winston R-VI School District as of and for the year ended June 30, 2023, and the related notes to the financial statements, which collectively comprise the Winston R-VI School District basic financial statements as listed in the table of contents.

In our opinion, the financial statements referred to above present fairly, in all material respects, the respective modified cash basis financial position of the governmental activities and each major fund of the Winston R-VI School District, as of June 30, 2023, and the respective changes in modified cash basis financial position for the year then ended in accordance with the modified cash basis of accounting described in Note A.

Basis of Opinions

We conducted our audit in accordance with auditing standards generally accepted in the United States of America and the standards applicable to financial audits contained in *Government Auditing Standards*, issued by the Comptroller General of the United States. Our responsibilities under those standards are further described in the Auditor's Responsibilities for the Audit of the Financial Statements section of our report. We are required to be independent of the Winston R-VI School District, and to meet our other ethical responsibilities, in accordance with the relevant ethical requirements relating to our audit. We believe that the audit evidence we have obtained is sufficient and appropriate to provide a basis for our audit opinions.

Emphasis of Matter - Basis of Accounting

We draw attention to Note A of the financial statements, which describes the basis of accounting. The financial statements are prepared on the modified cash basis of accounting, which is a basis of accounting other than accounting principles generally accepted in the United States of America. Our opinions are not modified with respect to this matter.

Responsibilities of Management for the Financial Statements

Management is responsible for the preparation and fair presentation of the financial statements in accordance with the modified cash basis of accounting described in Note A, and for determining that the modified cash basis of accounting is an acceptable basis for the preparation of the financial statements in the circumstances. Management is also responsible for the design, implementation, and maintenance of internal control relevant to the preparation and fair presentation of financial statements that are free from material misstatement, whether due to fraud or error.

In preparing the financial statements, management is required to evaluate whether there are conditions or events, considered in the aggregate, that raise substantial doubt about the Winston R-VI School District's ability to continue as a going concern for twelve months beyond the financial statement date, including any currently known information that may raise substantial doubt shortly thereafter.

Auditor's Responsibilities for the Audit of the Financial Statements

Our objectives are to obtain reasonable assurance about whether the financial statements as a whole are free from material misstatement, whether due to fraud or error, and to issue an auditor's report that includes our opinions. Reasonable assurance is a high level of assurance but is not absolute assurance and therefore is not a guarantee that an audit conducted in accordance with generally accepted auditing standards will always detect a material misstatement when it exists. The risk of not detecting a material misstatement resulting from fraud is higher than for one resulting from error, as fraud may involve collusion, forgery, intentional omissions, misrepresentations, or the override of internal control. Misstatements are considered material if there is a substantial likelihood that, individually or in the aggregate, they would influence the judgment made by a reasonable user based on the financial statements.

In performing an audit in accordance with generally accepted auditing standards, we:

- Exercise professional judgment and maintain professional skepticism throughout the audit.
- Identify and assess the risks of material misstatement of the financial statements, whether due to fraud or error, and design and perform audit procedures responsive to those risks. Such procedures include examining, on a test basis, evidence regarding the amounts and disclosures in the financial statements.
- Obtain an understanding of internal control relevant to the audit in order to design audit procedures that are appropriate in the circumstances, but not for the purpose of expressing an opinion on the effectiveness of the Winston R-VI School District's internal control. Accordingly, no such opinion is expressed.
- Evaluate the appropriateness of accounting policies used and the reasonableness of significant accounting estimates made by management, as well as evaluate the overall presentation of the financial statements.
- Conclude whether, in our judgment, there are conditions or events, considered in the aggregate, that raise substantial doubt about the Winston R-VI School District's ability to continue as a going concern for a reasonable period of time.

We are required to communicate with those charged with governance regarding, among other matters, the planned scope and timing of the audit, significant audit findings, and certain internal control-related matters that we identified during the audit.

Other Matters

Other Information

Management is responsible for the other information included in the annual report. The other information comprises the management's discussion and analysis, budgetary comparison information, and statistical sections but does not include the basic financial statements and our auditor's report thereon. Our opinions on the basic financial statements do not cover the other information, and we do not express an opinion or any form of assurance thereon.

In connection with our audit of the basic financial statements, our responsibility is to read the other information and consider whether a material inconsistency exists between the other information and the basic financial statements, or the other information otherwise appears to be materially misstated. If, based on the work performed, we conclude that an uncorrected material misstatement of the other information exists, we are required to describe it in our report.

Other Reporting Required by Government Auditing Standards

In accordance with *Government Auditing Standards*, we have also issued our report dated November 14, 2023, on our consideration of the Winston R-VI School District's internal control over financial reporting and on our tests of its compliance with certain provisions of laws, regulations, contracts, and grant agreements and other matters. The purpose of that report is solely to describe the scope of our testing of internal control over financial reporting and compliance and the results of that testing, and not to provide an opinion on the effectiveness of the Winston R-VI School District's internal control over financial reporting or on compliance. That report is an integral part of an audit performed in accordance with *Government Auditing Standards* in considering the District's internal control over financial reporting and compliance.

Clevenger & Associates, CPA, PC

Chillicothe, Missouri
November 14, 2023

GOVERNMENT - WIDE FINANCIAL STATEMENTS

WINSTON R-VI SCHOOL DISTRICT
 STATEMENT OF NET POSITION - MODIFIED CASH BASIS
 June 30, 2023

	<u>Governmental Activities</u>
ASSETS:	
Cash and cash equivalents	\$ 2,319,974.85
TOTAL ASSETS	<u>2,319,974.85</u>
NET POSITION:	
Unrestricted	<u>2,319,974.85</u>
TOTAL NET POSITION	<u>\$ 2,319,974.85</u>

See accompanying notes to the basic financial statements

WINSTON R-VI SCHOOL DISTRICT
STATEMENT OF ACTIVITIES - MODIFIED CASH BASIS
Year Ended June 30, 2023

	Program Cash Receipts				Net (Disbursements) Receipts and Changes in Net Position
	Cash Disbursements	Charges for Services	Operating Grants and Contributions	Capital Grants and Contributions	
GOVERNMENTAL ACTIVITIES					
Regular instruction	\$ (1,072,564.75)	\$ -	\$ 318,464.77	\$ -	\$ (754,099.98)
Special instruction	(149,789.24)	-	72,131.22	-	(77,658.02)
Vocational instruction	(78,454.89)	-	6,092.99	-	(72,361.90)
Student activities	(83,593.79)	75,044.18	-	-	(8,549.61)
Tuition paid to other districts	(9,035.40)	-	-	-	(9,035.40)
Student support services	(59,617.34)	-	600.00	-	(59,017.34)
Instructional support services	(80,546.44)	-	-	-	(80,546.44)
Board of Education services	(14,180.20)	-	-	-	(14,180.20)
Executive administration	(167,357.95)	-	-	-	(167,357.95)
Building level administration	(159,152.60)	-	-	-	(159,152.60)
Food services	(135,502.76)	29,316.97	92,821.22	-	(13,364.57)
Operation of plant	(434,240.11)	-	50,000.00	-	(384,240.11)
Transportation	(129,250.07)	8,004.00	77,490.00	-	(43,756.07)
Early childhood programs	(40,452.43)	-	13,956.85	-	(26,495.58)
Principal on lease	(265,000.00)	-	-	-	(265,000.00)
Interest on lease purchase	(73,584.25)	-	-	-	(73,584.25)
NET PROGRAM (DISBURSEMENTS) RECEIPTS	\$ (2,952,322.22)	\$ 112,365.15	\$ 631,557.05	\$ -	(2,208,400.02)

General Receipts:

Basic formula	808,845.06
Property taxes	1,239,837.07
Other taxes	206,433.82
Earnings on investments	72,418.18
Fines and escheats	25,810.19
State assessed utilities	78,242.41
Other revenue	24,131.73
TOTAL GENERAL RECEIPTS	2,455,718.46
INCREASE / (DECREASE) IN NET POSITION	247,318.44
NET POSITION - Beginning of year	2,072,656.41
NET POSITION - End of year	\$ 2,319,974.85

See accompanying notes to the basic financial statements

Fund
Financial Statements

WINSTON R-VI SCHOOL DISTRICT
STATEMENT OF ASSETS AND FUND BALANCES - GOVERNMENTAL FUNDS
MODIFIED CASH BASIS
June 30, 2023

	GENERAL FUND	SPECIAL REVENUE FUND	CAPITAL PROJECTS FUND	TOTAL GOVERNMENTAL FUNDS
ASSETS				
Cash and cash equivalents	\$ 1,245,148.57	\$ -	\$ 1,074,826.28	\$ 2,319,974.85
TOTAL ASSETS	<u>1,245,148.57</u>	<u>-</u>	<u>1,074,826.28</u>	<u>2,319,974.85</u>
FUND BALANCES				
Restricted for:				
Capital projects	-	-	-	-
Assigned to capital outlay	-	-	1,074,826.28	1,074,826.28
Unassigned	<u>1,245,148.57</u>	<u>-</u>	<u>-</u>	<u>1,245,148.57</u>
TOTAL FUND BALANCES	<u>\$ 1,245,148.57</u>	<u>\$ -</u>	<u>\$ 1,074,826.28</u>	<u>\$ 2,319,974.85</u>

See accompanying notes to the financial statements

WINSTON R-VI SCHOOL DISTRICT
STATEMENT OF RECEIPTS, DISBURSEMENTS, AND CHANGES IN FUND BALANCE -
GOVERNMENTAL FUNDS - MODIFIED CASH BASIS
Year Ended June 30, 2023

	GENERAL FUND	SPECIAL REVENUE FUND	CAPITAL PROJECTS FUND	TOTAL GOVERNMENTAL FUNDS
RECEIPTS				
Local	\$ 1,182,704.05	\$ 199,704.93	\$ 256,267.70	\$ 1,638,676.68
County	61,873.81	25,810.19	16,368.60	104,052.60
State	98,377.61	844,244.65	106,589.41	1,049,211.67
Federal	113,040.86	235,794.00	42,355.58	391,190.44
Other	8,004.00	-	8,505.27	16,509.27
TOTAL RECEIPTS	1,464,000.33	1,305,553.77	430,086.56	3,199,640.66
DISBURSEMENTS				
Instruction	337,139.45	1,054,322.64	1,975.98	1,393,438.07
Student support services	7,118.78	52,498.56	-	59,617.34
Instructional staff support	63,604.42	16,942.02	-	80,546.44
General administration	40,362.97	141,175.18	-	181,538.15
Building level administration	32,635.53	126,517.07	-	159,152.60
Operation of plant	213,331.17	37,476.25	183,432.69	434,240.11
Transportation	120,442.84	8,807.23	-	129,250.07
Food service	125,552.76	-	9,950.00	135,502.76
Early childhood programs	-	40,452.43	-	40,452.43
Capital leases:				
Lease payments	-	-	265,000.00	265,000.00
Interest and fees	-	-	73,584.25	73,584.25
TOTAL DISBURSEMENTS	940,187.92	1,478,191.38	533,942.92	2,952,322.22
RECEIPTS OVER (DEFICIT) DISBURSEMENTS	523,812.41	(172,637.61)	(103,856.36)	247,318.44
OTHER FINANCING SOURCES (USES):				
Transfers in (out)	(359,798.61)	172,637.61	187,161.00	-
TOTAL OTHER FINANCING SOURCES (USES)	(359,798.61)	172,637.61	187,161.00	-
NET CHANGE IN FUND BALANCE	164,013.80	-	83,304.64	247,318.44
FUND BALANCE, BEGINNING	1,081,134.77	-	991,521.64	2,072,656.41
FUND BALANCE, ENDING	\$ 1,245,148.57	\$ -	\$ 1,074,826.28	\$ 2,319,974.85

See accompanying notes to the financial statements

WINSTON R-VI SCHOOL DISTRICT
NOTES TO THE FINANCIAL STATEMENTS
JUNE 30, 2023

NOTE A - SUMMARY OF SIGNIFICANT ACCOUNTING POLICIES

The District's accounting policies conform to the modified cash basis of accounting which is a characteristic of local governmental units of this type.

Financial Reporting Entity

The District is organized under the laws of the State of Missouri and is a primary government, which is governed by an elected seven-member board. The District is not financially accountable for any other organization, nor is it a component unit of any other primary governmental unit.

Basis of Presentation

Government-Wide Financial Statements

The Statement of Net Position and the Statement of Activities display information about the reporting government as a whole, excluding fiduciary activities. They include all funds of the reporting entity. The statements present governmental activities generally financed through taxes, intergovernmental receipts, and other non-exchange transactions.

Fund Financial Statements

Fund financial statements of the reporting entity are organized into funds, each of which is considered to be a separate accounting entity. Each fund is accounted for by providing a separate set of self-balancing accounts that constitute its assets, fund balance, receipts and disbursements. The District has only governmental funds. The governmental funds of the District are all considered major funds by the Department of Elementary and Secondary Education.

The funds presented in the accompanying basic financial statements include all funds established under Missouri Revised Statutes and controlled by the Board of Education. The purpose of each fund is:

General Fund: Accounts for disbursements for non-certified employees, school transportation costs, operation of plant, fringe benefits, student body activities, community services, the food service program, and any disbursements not accounted for in other funds.

Special Revenue Fund: Accounts for disbursements for certified employees involved in administration and instruction, and includes receipts restricted by the State for the payment of teacher salaries and taxes allocated to this fund based on the District's tax levy.

Capital Projects Fund: Accounts for taxes and other receipts restricted, committed, or assigned for acquisition or construction of major capital assets and other capital outlay as defined by State of Missouri statutes.

WINSTON R-VI SCHOOL DISTRICT
NOTES TO THE FINANCIAL STATEMENTS
JUNE 30, 2023

NOTE A - SUMMARY OF SIGNIFICANT ACCOUNTING POLICIES (Continued)

Basis of Accounting

The government-wide Statement of Net Position and Statement of Activities and the fund financial statements are presented using the modified cash basis of accounting. This basis recognizes assets, liabilities, net position/fund balance, receipts, and disbursements when they result from cash transactions. Also, salaries for teachers are recorded as expenditures paid in the fiscal year in which the obligation under the salary contracts are fulfilled by the teachers, even though a portion of such salaries are not paid until July and August of the following fiscal year. This basis is a comprehensive basis of accounting other than accounting principles generally accepted in the United States of America.

As a result of the use of the modified cash basis of accounting, certain assets and their related revenues (such as accounts receivable and revenue for billed or provided services not yet collected) and certain liabilities and their related expenditures (such as accounts payable and expenses for goods or services received but not yet paid, and accrued expenses and liabilities) are not recorded in these financial statements.

If the District utilized the basis of accounting recognized as generally accepted, the fund financial statements for governmental funds would use the modified accrual basis of accounting. All government-wide financials would be presented on the accrual basis of accounting.

Capital Outlay

General fixed assets are recorded as disbursements in the Capital Projects Fund at the time the invoice for the capital item is paid.

Compensated Absences

Vacation time, personal days, and sick leave are considered as disbursements in the year paid. Sick leave amounts unused and which are vested in the employee are payable upon termination.

Long-Term Debt

Long-term debt arising from cash transactions of the governmental funds is not reported in the government-wide financial statements or the fund financial statements, which is consistent with the modified cash basis of accounting. The debt proceeds are reported as other financing sources and payment of principal and interest are reported as disbursements.

Teachers' Salaries

The salary payment schedule of the District for the 2022-2023 school year requires the payment of salaries for a twelve-month period. Consequently, the July and August, 2023, payroll checks are included in the financial statements as disbursements in the month of June. This practice has been consistently followed in previous years.

Pooled Cash and Investments

The District maintains a cash and temporary investment pool that is available for use by all funds. Investments of the pooled accounts may consist primarily of certificates of deposit and U.S. Government securities, carried at cost. Interest income received is allocated to contributing funds based on cash and temporary investment balances.

WINSTON R-VI SCHOOL DISTRICT
NOTES TO THE FINANCIAL STATEMENTS
JUNE 30, 2023

NOTE A - SUMMARY OF SIGNIFICANT ACCOUNTING POLICIES (Continued)

Equity Classification

In the government-wide financial statements, net position is classified in two components as follows:

Restricted net position -- Consists of net position with constraints placed on the use either by (1) external groups such as creditors, grantors, contributors, or laws and regulations of other governments; or (2) law through constitutional provisional or enabling legislation.

Unrestricted net position -- All other net position that does not meet the definition of "restricted."

It is the District's policy to first use restricted net position prior to the use of unrestricted net position when disbursements are made for purposes for which both restricted and unrestricted net position are available.

In the fund financial statements, governmental funds report aggregate amounts for five classifications of fund balances based on constraints imposed on the use of these resources as follows:

Nonspendable fund balance -- This classification includes amounts that cannot be spent because they are either a) not in spendable form or b) legally or contractually required to be maintained intact.

Restricted fund balance -- This classification reflects the constraints imposed on resources either a) externally by creditors, grantors, contributors, or laws and regulations of other governments; or b) imposed by law through constitutional provisions or enabling legislations.

Committed fund balance -- These amounts can only be used for specific purposes pursuant to constraints imposed by formal resolutions of the Board of Education -- the government's highest level of decision making authority. Those committed amounts cannot be used for any other purpose unless the Board of Education removes the specified use by taking the same type of action imposing the commitment.

Assigned fund balance -- This classification reflects the amounts constrained by the District's "intent" to be used for specific purposes, but are neither restricted or committed. Assigned fund balances include all remaining amounts (except negative balances) that are reported in the governmental funds, other than the General Fund, that are not classified as nonspendable and are neither restricted nor committed.

Unassigned fund balance -- This fund balance is the residual classification for the General Fund. It is used to report negative fund balances in other governmental funds.

In circumstances when a disbursement is made for a purpose for which amounts are available in multiple fund balance classifications, fund balance is depleted in the order of restricted, committed, assigned, and unassigned.

Program Receipts

Amounts reported as program receipts include 1) charges to students or others for goods, services, or privileges provided, 2) operating grants and contributions, and 3) capital grants and contributions. All other governmental receipts are reported as general receipts. All taxes are classified as general receipts even if restricted for a specific purpose.

NOTE B - TERMINATION BENEFITS

The District does not offer formal early retirement benefits. The Board of Directors from time to time will grant termination benefits to exiting employees of the District on a case by case basis. No such benefits were paid during the year.

WINSTON R-VI SCHOOL DISTRICT
 NOTES TO THE FINANCIAL STATEMENTS
 JUNE 30, 2023

NOTE C - CASH AND CASH EQUIVALENTS

State statutes require that the District's deposits be insured or collateralized in the name of the District by the trust department of a bank that does not hold the collateralized deposits. As of June 30, 2023, all bank balances on deposit are entirely insured or collateralized with securities.

Interest Rate Risk

Interest rate risk is the risk that changes in interest rates will adversely affect the fair value of an investment. The District has a formal investment policy that minimizes the risk that the market value of securities in the portfolio will fall due to changes in general interest rates by structuring the investment portfolio so that securities mature to meet cash requirements for ongoing operation, thereby avoiding the need to sell securities on the open market prior to maturity and investing operating funds primarily in shorter term securities.

NOTE D - RISK MANAGEMENT

The District is exposed to various risks of loss related to torts; theft of, damage to, and destruction of assets; injuries to employees; and natural disasters. The District maintains commercial insurance to protect itself from such risks.

NOTE E - TAXES

Property taxes attach as an enforceable lien on property on January 1. Taxes are levied on November 1 and payable by December 31. The county collects the property tax and remits it to the District.

The assessed valuation of the tangible taxable property for the calendar year 2022 for the purposes of local taxation was:

Real Estate:		
Residential	\$	18,868,442
Agricultural		1,847,882
Commercial		1,916,453
Personal Property		6,873,064
Total	\$	29,505,841

The levy per \$100 of the assessed valuation of tangible taxable property of the calendar year of 2022 for the purposes of local taxation was:

	<u>Unadjusted</u>	<u>Adjusted</u>
General Fund	3.0157	3.0157
Special Revenue Fund	0.0000	0.0000
Capital Projects Fund	1.2400	1.2400
	4.2557	4.2557

The receipts of current and delinquent property taxes during the fiscal year ended June 30, 2023, aggregated approximately 98.74 percent of the current assessment computed on the basis of the levy as shown above.

WINSTON R-VI SCHOOL DISTRICT
NOTES TO THE FINANCIAL STATEMENTS
JUNE 30, 2023

NOTE F - RETIREMENT PLAN

The District participates in the Public School Retirement System and Public Education Employee Retirement System (PSRS and PEERS). The financial statements of the District were prepared using the modified cash basis of accounting. Therefore, member and employer contributions are recognized when paid and the District's net pension liability, deferred outflows and inflows of resources related to pensions are not recorded in these financial statements.

General Information about the Pension Plan - The Public School Retirement System of Missouri (PSRS)

Plan Description - PSRS is a mandatory cost-sharing multiple employer retirement system for all full-time certificated employees and certain part-time certificated employees of all public school districts in Missouri (except the school districts of St. Louis and Kansas City) and all public community colleges. PSRS also includes certificated employees of PSRS, Missouri State Teachers' Association, Missouri State High School Activities Association, and certain employees of the state of Missouri who elected to remain covered by PSRS under legislation enacted in 1986, 1987, and 1989. The majority of PSRS members are exempt from Social Security contributions. In some instances, positions may be determined not to be exempt from Social Security contributions. Any PSRS member required to contribute to Social Security comes under the requirement of Section 169.070(9) RSMo, known as the "two-thirds statute." PSRS members required to contribute to Social Security are required to contribute two-thirds of the approved PSRS contribution rate and their employer is required to match the contribution. The members' benefits are further calculated at two-thirds the normal benefit amount. An Annual Comprehensive Financial Report ("ACFR") can be obtained at www.psr-peers.org.

Benefits Provided - PSRS is a defined benefit plan providing retirement, disability, and death/survivor benefits. Members are vested for service retirement benefits after accruing five years of service. Individuals who (a) are at least age 60 and have a minimum of 5 years of service, (b) have 30 years of service, or (c) qualify for benefits under the "Rule of 80" (service and age total at least 80) are entitled to a monthly benefit for life, which is calculated using a 2.5% benefit factor. Actuarially age-reduced benefits are available for members with five to 24.9 years of service at age 55. Members who are younger than age 55 and who do not qualify under the "Rule of 80" but have between 25 and 29.9 years of service may retire with a lesser benefit factor. Members that are three years beyond normal retirement can elect to have their lifetime monthly benefits actuarially reduced in exchange for the right to also receive a one-time partial lump sum (PLSO) payment at retirement equal to 12, 24, or 36 times the Single Life Benefit Amount. A Summary Plan Description detailing the provisions of the plan can be found on PSRS' website at www.psr-peers.org.

WINSTON R-VI SCHOOL DISTRICT
NOTES TO THE FINANCIAL STATEMENTS
JUNE 30, 2023

NOTE F - RETIREMENT PLAN (Continued)

PSRS Contributions - PSRS members were required to contribute 14.5% of their annual covered salary during fiscal years 2021, 2022, and 2023. Employers were required to match the contributions made by employees. The contribution rate is set each year by the PSRS board of Trustees upon the recommendation of the independent actuary within the contribution restrictions set in Section 169.030 RSMo. The annual statutory increase in the total contribution rate may not exceed 1% of pay.

General Information about the Pension Plan - The Public Education Employment Retirement System of Missouri (PEERS)

Plan Description - PEERS is a mandatory cost-sharing multiple employer retirement system for all public school district employees (except the school districts of St. Louis and Kansas City), employees of the Missouri Association of School Administrators, and community college employees (except the Community College of St. Louis). Employees of covered districts who work 20 or more hours per week on a regular basis and who are not contributing members of the Public School Retirement System of Missouri (PSRS) must contribute to PEERS. Employees of PSRS who do not hold Missouri educator certificates also contribute to PEERS. PEERS was established as a trust fund by an Act of the Missouri General Assembly effective October 13, 1965. Statutes governing the System are found in Sections 169.600-169.715 and Sections 169.560-169.595 RSMo. The statutes place responsibility for the operation of PEERS on the Board of Trustees of the Public School Retirement System of Missouri. An Annual Comprehensive Financial Report ("ACFR") can be obtained at www.psr-peers.org.

Benefits Provided - PEERS is a defined benefit plan providing retirement and disability benefits to its members. Members are vested for service retirement benefits after accruing five years of service. Individuals who (a) are at least age 60 and have a minimum of 5 years of service, (b) have 30 years of service, or (c) qualify for benefits under the "Rule of 80" (service and age total at least 80) are entitled to a monthly benefit for life, which is calculated using a 1.61% benefit factor. Members qualifying for "Rule of 80" or "30-and-out" are entitled to an additional temporary .8% benefit multiplier until reaching minimum Social Security age (currently age 62). Actuarially age-reduced benefits are available for members with five years of service at age 55. Members who are younger than age 55 and who do not qualify under the "Rule of 80" but have between 25 and 29.9 years of service may retire with a lesser benefit factor. Members that are three years beyond normal retirement can elect to have their lifetime monthly benefits actuarially reduced in exchange for the right to also receive a one-time partial lump sum (PLSO) payment at retirement equal to 12, 24, or 36 times the Single Life Benefit Amount. A Summary Plan Description detailing the provisions of the plan can be found on PSRS' website at www.psr-peers.org.

PEERS Contributions - PEERS members were required to contribute 6.86% of their annual covered salary during the years 2021, 2022, and 2023. Employers were required to match the contributions made by employees. The contribution rate is set each year by the PSRS Board of Trustees upon the recommendation of the independent actuary within the contribution restrictions set in Section 169.030 RSMo. The annual statutory increase in the total contribution rate may not exceed 0.5% of pay.

WINSTON R-VI SCHOOL DISTRICT
NOTES TO THE FINANCIAL STATEMENTS
JUNE 30, 2023

NOTE F - RETIREMENT PLAN (Continued)

The District's contributions to PSRS and PEERS were \$167,426.97 and \$27,158.03, respectively, for the year ended June 30, 2023.

NOTE G - INTERFUND TRANSFERS

During the year the District made transfers in the amount of \$187,161 from the General Fund to the Capital Projects fund for necessary capital outlay expenditures. This revenue transfer is capped by an amount calculated annually by the Missouri Department of Elementary and Secondary Education (DESE).

Also, as allowed by DESE, the District transferred \$172,637.61 from the General Fund to the Special Revenue Fund to avoid deficit spending in the Special Revenue Fund.

NOTE H - LITIGATION

As of June 30, 2023 the District was not aware of any unsettled claims that would be material to the financial statements. As such, no provisions for legal claims have been included in the financial statements.

NOTE I - SUBSEQUENT EVENTS

Subsequent events have been evaluated as of November 14, 2023 and no reportable events are known to have occurred.

NOTE J - CLAIMS AND ADJUSTMENTS

The District participates in several state and federal grant programs, which are governed by various rules and regulations of the grantor agencies. Costs charged to the respective grant programs are subject to audit and adjustment by the grantor agencies. The District is not aware of any significant contingent liabilities related to its compliance with rules and regulations relating to the respective grants, therefore, no provisions have been recorded in the accompanying financial statements for potential refunds of grant funds.

NOTE K - LONG-TERM DEBT

Article VI, Section 26(b) Constitution of Missouri, limits the outstanding amount of authorized general obligation bonds of a District to 15% of the assessed valuation of the District. The legal margin on debt for the District on June 30 was:

Constitutional Debt Limit	\$ 4,425,876
General Obligation Bonds Payable	-
Amount Available	<u>\$ 4,425,876</u>

WINSTON R-VI SCHOOL DISTRICT
 NOTES TO THE FINANCIAL STATEMENTS
 JUNE 30, 2023

NOTE L - LEASE OBLIGATIONS

The District has implemented GASB No. 87, Leases. In accordance with the modified-cash basis of accounting, the District is reporting the following future lease payments.

On October 27, 2016, the District entered into a lease agreement to finance the cost of acquiring buildings and improvements to existing structures. The lease is for twenty years requiring varying annual installments of principal through April 15, 2036 and interest at a variable rate between 1.250% and 5.00% over the course of the lease. The lessor issued Series 2016 Certificates of Participation which were used to pay costs of issuance of the certificates as well as the aforementioned project costs. The District refinanced the lease agreement on January 27, 2021. The new lease is for thirteen years requiring varying annual installments of principal through April 15, 2034 and interest at a variable rate between 2.00% and 3.00% over the course of the lease.

The following is a summary of lease transactions for the year ended June 30, 2023:

Lease payable, July 1, 2022	\$ 3,375,000.00
Net lease additions	-
Net lease retirements	<u>(265,000.00)</u>
Lease payable, June 30, 2023	<u>\$ 3,110,000.00</u>

Future minimum lease payments on the above lease are as follows:

Year Ending June 30,	Rate	Principal	Interest	Total
2024	2.000%	\$ 265,000.00	\$ 66,500.00	\$ 331,500.00
2025	2.000%	270,000.00	61,200.00	331,200.00
2026	2.000%	295,000.00	55,800.00	350,800.00
2027	2.000%	295,000.00	49,900.00	344,900.00
2028	2.000%	295,000.00	44,000.00	339,000.00
2029-2033	2.000%	1,600,000.00	128,000.00	1,728,000.00
2034	2.00%-3.00%	90,000.00	2,700.00	92,700.00
Total		<u>\$ 3,110,000.00</u>	<u>\$ 408,100.00</u>	<u>\$ 3,518,100.00</u>

Interest paid for the year ended June 30, 2023 was \$71,676.25.

On July 10, 2017, the District entered into a lease agreement with Ricoh for the purpose of providing copiers to the District. The lease includes payments of \$149.09 per month for 60 months. The last payment on this lease was July 2022. On May 1, 2023, the District entered into a renewal of the lease with Ricoh. The lease includes payments of 148.96 per month for 60 months.

The balance due at year end on the copier lease is:

Lease payable, July 1, 2022	\$ 149.09
Net lease additions	8,937.60
Net lease retirements	<u>(1,787.65)</u>
Lease payable, June 30, 2023	<u>\$ 7,299.04</u>

The future minimum lease payments are as follows:

Year Ending June 30,	Total Payments
2024	\$ 1,787.52
2025	1,787.52
2026	1,787.52
2027	1,787.52
2028	148.96
Total	<u>\$ 7,299.04</u>

WINSTON R-VI SCHOOL DISTRICT
 NOTES TO THE FINANCIAL STATEMENTS
 JUNE 30, 2023

NOTE M - FUND BALANCES - GOVERNMENTAL FUNDS

The Board of Education has the authority to set aside funds for a specific purpose. Commitments are authorized by formal Board resolution. The passage of a resolution must take place prior to June 30 of the applicable fiscal year. If the actual amount of the commitment is not available by June 30, the resolution must state the process or format necessary to calculate the actual amount as soon as information is available. Assignments are authorized by fund placement in the Special Revenue and Capital Projects Funds in the original, adopted, and later revised budget. It is the policy of the board to first apply restricted resources when an expense is incurred for a purpose for which both restricted and unrestricted net assets are available.

As of June 30, 2023, fund balances are composed of the following:

	General Fund	Special Revenue	Capital Projects
Nonspendable	\$ -	\$ -	\$ -
Restricted	-	-	-
Committed	-	-	-
Assigned	-	-	1,074,826.28
Unassigned	1,245,148.57	-	-
Total	<u>\$ 1,245,148.57</u>	<u>\$ -</u>	<u>\$ 1,074,826.28</u>

OTHER FINANCIAL
INFORMATION

WINSTON R-VI SCHOOL DISTRICT
 BUDGETARY COMPARISON SCHEDULE - GENERAL FUND
 June 30, 2023

	BUDGET		ACTUAL	VARIANCE
	ORIGINAL	FINAL		
RECEIPTS				
Local	\$ 1,023,986.11	\$ 1,182,704.05	\$ 1,182,704.05	\$ -
County	60,000.00	61,873.81	61,873.81	-
State	88,300.00	98,377.61	98,377.61	-
Federal	161,647.00	113,040.86	113,040.86	-
Other	7,500.00	8,004.00	8,004.00	-
TOTAL RECEIPTS	<u>1,341,433.11</u>	<u>1,464,000.33</u>	<u>1,464,000.33</u>	-
DISBURSEMENTS				
Instruction	188,407.75	337,139.45	337,139.45	-
Student support services	7,500.00	7,118.78	7,118.78	-
Instructional staff support	48,450.00	63,604.42	63,604.42	-
General administration	56,405.43	40,362.97	40,362.97	-
Building level administration	51,642.99	32,635.53	32,635.53	-
Operation of plant	169,006.65	213,331.17	213,331.17	-
Transportation	118,919.91	120,442.84	120,442.84	-
Food service	99,581.05	125,552.76	125,552.76	-
TOTAL DISBURSEMENTS	<u>739,913.78</u>	<u>940,187.92</u>	<u>940,187.92</u>	-
RECEIPTS OVER (DEFICIT) DISBURSEMENTS	601,519.33	523,812.41	523,812.41	-
OTHER FINANCING SOURCES (USES):				
Transfers in (out)	(581,242.66)	(359,798.61)	(359,798.61)	-
TOTAL OTHER FINANCING SOURCES (USES)	<u>(581,242.66)</u>	<u>(359,798.61)</u>	<u>(359,798.61)</u>	-
NET CHANGE IN FUND BALANCE	20,276.67	164,013.80	164,013.80	-
FUND BALANCE, BEGINNING	<u>1,081,134.77</u>	<u>1,081,134.77</u>	<u>1,081,134.77</u>	-
FUND BALANCE, ENDING	<u><u>\$ 1,101,411.44</u></u>	<u><u>\$ 1,245,148.57</u></u>	<u><u>\$ 1,245,148.57</u></u>	<u><u>\$ -</u></u>

WINSTON R-VI SCHOOL DISTRICT
 BUDGETARY COMPARISON SCHEDULE - MODIFIED CASH BASIS
 SPECIAL REVENUE FUND
 June 30, 2023

	BUDGET		ACTUAL	VARIANCE
	ORIGINAL	FINAL		
RECEIPTS				
Local	\$ 154,336.52	\$ 199,704.93	\$ 199,704.93	\$ -
County	17,000.00	25,810.19	25,810.19	-
State	804,556.00	844,244.65	844,244.65	-
Federal	192,560.00	235,794.00	235,794.00	-
TOTAL RECEIPTS	1,168,452.52	1,305,553.77	1,305,553.77	-
DISBURSEMENTS				
Instruction	1,130,742.30	1,054,322.64	1,054,322.64	-
Student support services	52,480.53	52,498.56	52,498.56	-
Instructional staff support	92,834.18	16,942.02	16,942.02	-
General administration	131,793.83	141,175.18	141,175.18	-
Building level administration	126,671.08	126,517.07	126,517.07	-
Operation of plant	-	37,476.25	37,476.25	-
Transportation	16,005.27	8,807.23	8,807.23	-
Early childhood programs	12,841.99	40,452.43	40,452.43	-
TOTAL DISBURSEMENTS	1,563,369.18	1,478,191.38	1,478,191.38	-
RECEIPTS OVER (DEFICIT) DISBURSEMENTS	(394,916.66)	(172,637.61)	(172,637.61)	-
OTHER FINANCING SOURCES (USES):				
Transfers in (out)	394,916.66	172,637.61	172,637.61	-
TOTAL OTHER FINANCING SOURCES (USES)	394,916.66	172,637.61	172,637.61	-
NET CHANGE IN FUND BALANCE	-	-	-	-
FUND BALANCE, BEGINNING	-	-	-	-
FUND BALANCE, ENDING	\$ -	\$ -	\$ -	\$ -

WINSTON R-VI SCHOOL DISTRICT
 BUDGETARY COMPARISON SCHEDULE - MODIFIED CASH BASIS
 CAPITAL PROJECTS FUND
 June 30, 2023

	BUDGET		ACTUAL	VARIANCE
	ORIGINAL	FINAL		
RECEIPTS				
Local	\$ 211,531.89	\$ 256,267.70	\$ 256,267.70	\$ -
County	6,600.00	16,368.60	16,368.60	-
State	52,861.20	106,589.41	106,589.41	-
Federal	-	42,355.58	42,355.58	-
Other	-	8,505.27	8,505.27	-
TOTAL RECEIPTS	<u>270,993.09</u>	<u>430,086.56</u>	<u>430,086.56</u>	<u>-</u>
DISBURSEMENTS				
Instruction	-	1,975.98	1,975.98	-
Operation of plant	140,000.00	183,432.69	183,432.69	-
Food service	-	9,950.00	9,950.00	-
Capital leases:				
Principal retirements	265,000.00	265,000.00	265,000.00	-
Interest and fees	71,323.00	73,584.25	73,584.25	-
TOTAL DISBURSEMENTS	<u>476,323.00</u>	<u>533,942.92</u>	<u>533,942.92</u>	<u>-</u>
RECEIPTS OVER (DEFICIT) DISBURSEMENTS	(205,329.91)	(103,856.36)	(103,856.36)	-
OTHER FINANCING SOURCES (USES):				
Transfers in (out)	186,326.00	187,161.00	187,161.00	-
TOTAL OTHER FINANCING SOURCES (USES)	<u>186,326.00</u>	<u>187,161.00</u>	<u>187,161.00</u>	<u>-</u>
NET CHANGE IN FUND BALANCE	(19,003.91)	83,304.64	83,304.64	-
FUND BALANCE, BEGINNING	991,521.64	991,521.64	991,521.64	-
FUND BALANCE, ENDING	<u>\$ 972,517.73</u>	<u>\$ 1,074,826.28</u>	<u>\$ 1,074,826.28</u>	<u>\$ -</u>

WINSTON R-VI SCHOOL DISTRICT
NOTES TO THE BUDGETARY COMPARISON SCHEDULE
JUNE 30, 2023

Budgets and Budgetary Accounting

The District follows these procedures in establishing the budgetary data reflected in the financial statements:

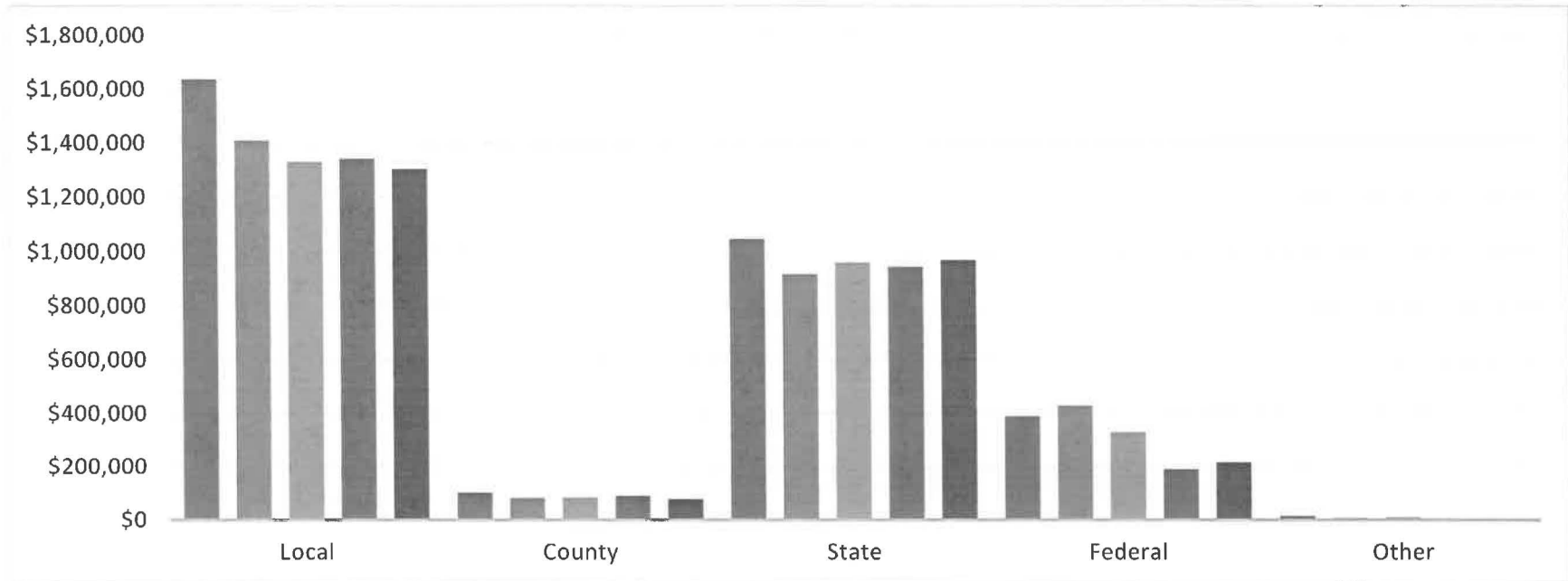
- 1 In accordance with Chapter 67, RSMo, the District adopts a budget for each fund.
- 2 Prior to July, the Superintendent submits to the Board of Education a proposed budget for the fiscal year beginning on the following July 1. The proposed budget includes estimated receipts and proposed disbursements for all funds. Budgeted disbursements cannot exceed beginning available monies plus estimated receipts for the year.
- 3 A public hearing is conducted to obtain taxpayer comments. Prior to its approval by the Board of Education, the budget document is available for public inspection.
- 4 Prior to July 1, the budget is legally enacted by a vote of the Board of Education.
- 5 Subsequent to its formal approval of the budget, the Board of Education has the authority to make necessary adjustments to the budget by formal vote of the Board. Adjustments made during the year are reflected in the final budget information included in the financial statements. Budgeted amounts are as originally adopted, or as amended by the Board of Education. Individual amendments were not material to the original appropriations, which were amended.
- 6 Budgets for District funds are prepared and adopted on the modified cash basis (budget basis).

WINSTON R-VI SCHOOL DISTRICT
SCHEDULE OF RECEIPTS BY SOURCE
YEAR ENDED JUNE 30, 2023

	GENERAL FUND	SPECIAL REVENUE FUND	CAPITAL PROJECTS FUND	TOTAL
LOCAL				
Property tax	\$ 999,281.23	\$ -	\$ 240,555.84	\$ 1,239,837.07
Sales tax	-	197,839.41	-	197,839.41
Financial institution tax	2.07	-	-	2.07
M&M surtax	6,908.89	-	1,683.45	8,592.34
Earnings on investments	58,389.77	-	14,028.41	72,418.18
Food service	29,316.97	-	-	29,316.97
Student activities	75,044.18	-	-	75,044.18
Other local revenue	13,760.94	-	-	13,760.94
Prior period adjustment	-	1,865.52	-	1,865.52
TOTAL LOCAL	1,182,704.05	199,704.93	256,267.70	1,638,676.68
COUNTY				
Fines and escheats	-	25,810.19	-	25,810.19
State assessed utilities	61,873.81	-	16,368.60	78,242.41
TOTAL COUNTY	61,873.81	25,810.19	16,368.60	104,052.60
STATE				
Basic formula	-	747,172.65	-	747,172.65
Transportation	77,490.00	-	-	77,490.00
Career ladder	-	10,500.00	-	10,500.00
Educational screening	13,956.85	-	-	13,956.85
Basic formula - Classroom trust fund	-	5,083.00	56,589.41	61,672.41
Small schools grant	-	57,346.00	-	57,346.00
Food service	337.77	-	-	337.77
Teacher baseline grant	-	24,143.00	-	24,143.00
Career education	6,092.99	-	-	6,092.99
School safety grant	-	-	50,000.00	50,000.00
Other - State	500.00	-	-	500.00
TOTAL STATE	98,377.61	844,244.65	106,589.41	1,049,211.67
FEDERAL				
ARP-ESSER III	-	150,806.00	-	150,806.00
CRRSA-ESSER II	-	20.00	-	20.00
CARES - ESSER Fund	20,000.00	-	-	20,000.00
IDEA grants part B	-	44,383.00	-	44,383.00
Early childhood special education	770.00	-	-	770.00
Child nutrition	77,006.09	-	15,477.36	92,483.45
Title I	-	40,585.00	-	40,585.00
Title IV student support	9,832.66	-	-	9,832.66
Title II, A	5,232.11	-	-	5,232.11
Title V.B REAP	-	-	26,878.22	26,878.22
Other - Federal	200.00	-	-	200.00
TOTAL FEDERAL	113,040.86	235,794.00	42,355.58	391,190.44
OTHER SOURCES				
Transportation from other LEAs	8,004.00	-	-	8,004.00
Net insurance recovery	-	-	8,505.27	8,505.27
TOTAL OTHER SOURCES	8,004.00	-	8,505.27	16,509.27
TOTAL RECEIPTS	\$ 1,464,000.33	\$ 1,305,553.77	\$ 430,086.56	\$ 3,199,640.66

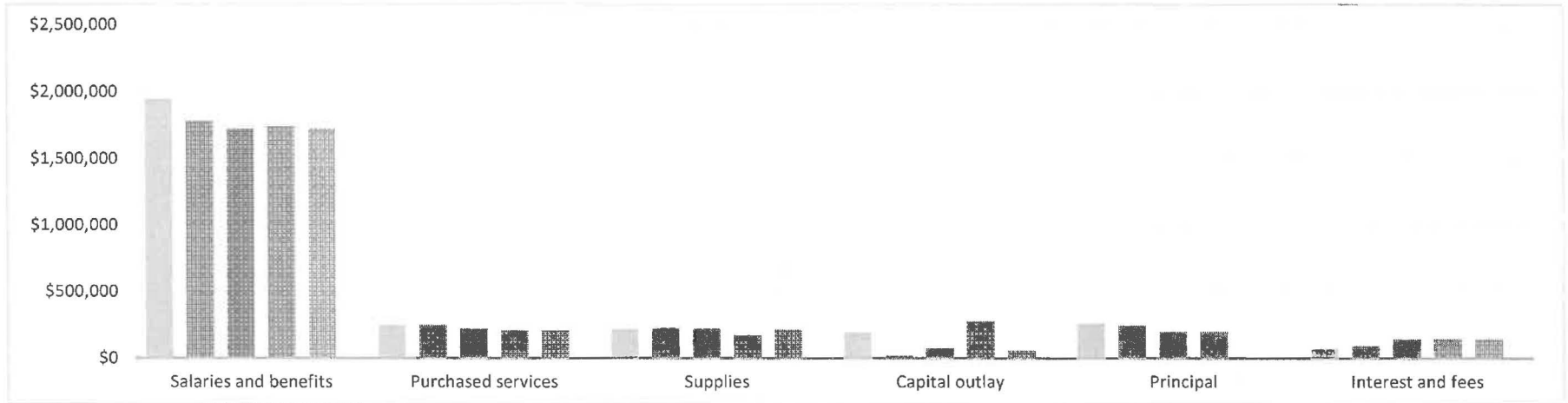
WINSTON R-VI SCHOOL DISTRICT
 COMPARISON OF RECEIPTS BY SOURCE
 FOR THE YEARS ENDED JUNE 30, 2023 THROUGH 2019

	2023	2022	2021	2020	2019
Local	\$ 1,638,676.68	\$ 1,411,008.97	\$ 1,331,702.06	\$ 1,344,159.57	\$ 1,306,451.68
County	104,052.60	84,506.69	85,488.11	90,812.14	79,979.05
State	1,049,211.67	920,527.13	961,842.91	945,901.55	972,528.63
Federal	391,190.44	430,786.33	330,499.68	189,739.37	215,400.99
Other	16,509.27	8,205.00	11,426.55	7,299.00	7,435.00
	<u>\$ 3,199,640.66</u>	<u>\$ 2,855,034.12</u>	<u>\$ 2,720,959.31</u>	<u>\$ 2,577,911.63</u>	<u>\$ 2,581,795.35</u>



WINSTON R-VI SCHOOL DISTRICT
 SCHEDULE OF DISBURSEMENTS BY OBJECT
 FOR THE YEARS ENDED JUNE 30, 2023 THROUGH 2019

	General Fund	Special Revenue Fund	Capital Projects Fund	2023 Totals	2022 Totals	2021 Totals	2020 Totals	2019 Totals
Salaries and benefits	\$ 501,717.32	\$ 1,446,749.90	\$ -	\$ 1,948,467.22	\$ 1,784,668.51	\$ 1,724,771.81	\$ 1,742,037.71	\$ 1,724,386.45
Purchased services	219,036.62	31,441.48	-	250,478.10	251,276.65	221,373.42	209,249.89	207,291.78
Supplies	219,433.98	-	-	219,433.98	229,386.64	222,574.06	175,071.11	213,830.82
Capital outlay	-	-	195,358.67	195,358.67	21,930.11	77,013.21	276,831.72	60,149.82
Principal	-	-	265,000.00	265,000.00	245,000.00	200,000.00	200,000.00	-
Interest and fees	-	-	73,584.25	73,584.25	95,018.00	145,502.44	146,844.46	147,006.17
	<u>\$ 940,187.92</u>	<u>\$ 1,478,191.38</u>	<u>\$ 533,942.92</u>	<u>\$ 2,952,322.22</u>	<u>\$ 2,627,279.91</u>	<u>\$ 2,591,234.94</u>	<u>\$ 2,750,034.89</u>	<u>\$ 2,352,665.04</u>

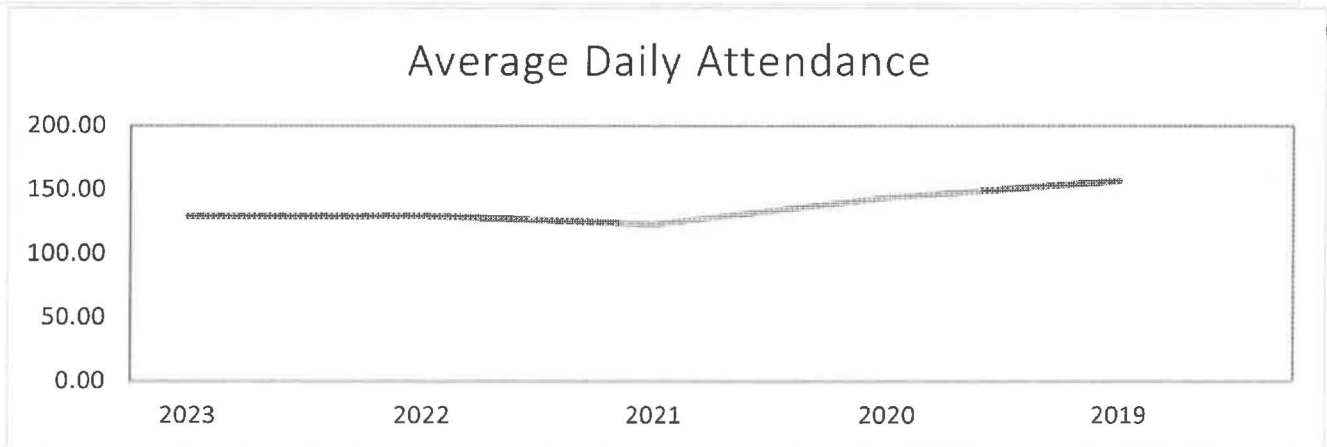
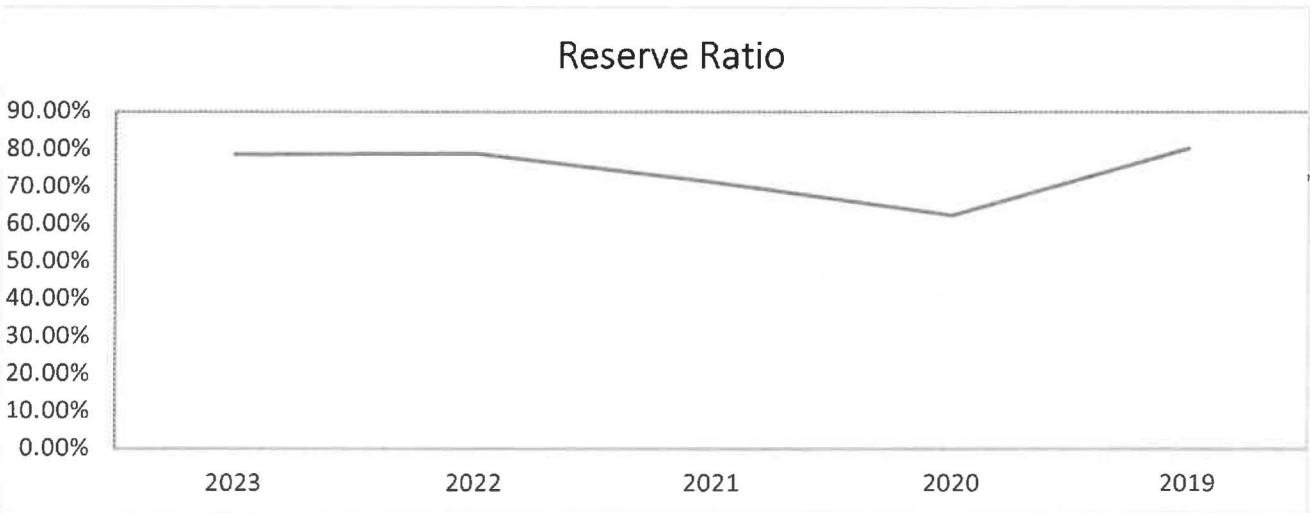


WINSTON R-VI SCHOOL DISTRICT
 SCHEDULE OF TRANSPORTATION COSTS ELIGIBLE FOR STATE AID
 YEAR ENDED JUNE 30, 2023

	District Operated Non-Disabled	Total
Certificated salaries	\$ 15,494.74	\$ 15,494.74
Non-certificated salaries	43,866.97	43,866.97
Employee benefits	8,348.97	8,348.97
Purchased services	35,421.01	35,421.01
Supplies	26,118.38	26,118.38
	\$ 129,250.07	\$ 129,250.07

**WINSTON R-VI SCHOOL DISTRICT
SELECTED TRENDS
FOR THE YEARS ENDED JUNE 30, 2023 THROUGH 2019**

	<u>2023</u>	<u>2022</u>	<u>2021</u>	<u>2020</u>	<u>2019</u>
Unrestricted Fund Bal.	\$ 2,319,974.85	\$ 2,072,656.41	\$ 1,844,902.20	\$ 1,715,177.83	\$ 1,887,301.09
Revenues	3,199,640.66	2,855,034.12	2,720,959.31	2,577,911.63	2,581,795.35
Expenditures	2,952,322.22	2,627,279.91	2,591,234.94	2,750,034.89	2,352,665.04
Reserve Ratio	78.58%	78.89%	71.20%	62.37%	80.22%
Average Daily Attendance	129.06	129.52	122.83	143.82	156.79



**OTHER REPORTING
REQUIREMENTS**

Clevenger & Associates, CPA, PC

2881 Grand Drive
Chillicothe, MO 64601
(660) 646-4872

INDEPENDENT AUDITORS' REPORT ON INTERNAL CONTROL OVER FINANCIAL REPORTING AND ON COMPLIANCE AND OTHER MATTERS BASED ON AN AUDIT OF FINANCIAL STATEMENTS PERFORMED IN ACCORDANCE WITH GOVERNMENT AUDITING STANDARDS

To the Board of Education
Winston R-VI School District
Winston, Missouri

We have audited, in accordance with auditing standards generally accepted in the United States of America and the standards applicable to financial audits contained in *Government Auditing Standards* issued by the Comptroller General of the United States, the modified cash basis financial statements of the governmental activities and each major fund of Winston R-VI School District, as of and for the year then ended June 30, 2023, and the related notes to the financial statements, which collectively comprise the District's basic financial statements, and have issued a report thereon dated November 14, 2023.

Report on Internal Control over Financial Reporting

In planning and performing our audit of the financial statements, we considered the District's internal control over financial reporting (internal control) as a basis for designing audit procedures that are appropriate in the circumstances for the purpose of expressing our opinions on the financial statements, but not for the purpose of expressing an opinion on the effectiveness of the District's internal control. Accordingly, we do not express an opinion on the effectiveness of the District's internal control.

A deficiency in internal control exists when the design or operation of a control does not allow management or employees, in the normal course of performing their assigned functions, to prevent, or detect and correct, misstatements on a timely basis. A *material weakness* is a deficiency, or a combination of deficiencies in internal control such that there is a reasonable possibility that a material misstatement of the entity's financial statements will not be prevented, or detected and corrected, on a timely basis. A *significant deficiency* is a deficiency, or a combination of deficiencies, in internal control that is less severe than a material weakness, yet important enough to merit attention by those charged with governance.

Our consideration of internal control was for the limited purpose described in the first paragraph of this section and was not designed to identify all deficiencies in internal control that might be material weaknesses or significant deficiencies and, therefore, material weaknesses or significant deficiencies may exist that were not identified. Given these limitation, during our audit we did not identify any deficiencies in internal control that we consider to be material weaknesses. We identified certain deficiencies in internal control, described in the accompanying schedule of findings and questioned costs as items 2023-001 and 2023-002 that we consider to be significant deficiencies.

Report on Compliance and Other Matters

As part of obtaining reasonable assurance about whether the District's financial statements are free from material misstatement, we performed tests of its compliance with certain provisions of laws, regulations, contracts and grant agreements, noncompliance with which could have a direct and material effect on the financial statements. However, providing an opinion on compliance with those provisions was not an objective of our audit, and accordingly, we do not express such an opinion. The results of our tests disclosed no instances of noncompliance or other matters that are required to be reported under *Government Auditing Standards*.

Winston R-VI School District's Response to Findings

Government Auditing Standards requires the auditor to perform limited procedures on the District's response to the finding identified in our audit and described in the accompanying schedule of findings and questioned costs. The District's response was not subjected to the other auditing procedures applied in the audit of the financial statements and, accordingly, we express no opinion on the response.

Purpose of This Report

The purpose of this report is solely to describe the scope of our testing of internal control and compliance and the results of that testing, and not to provide an opinion on the effectiveness of the entity's internal control or on compliance. This report is an integral part of an audit performed in accordance with *Government Auditing Standards* in considering the entity's internal control and compliance. Accordingly, this communication is not suitable for any other purpose.

Clevenger & Associates, CPA, PC

Chillicothe, Missouri
November 14, 2023

WINSTON R-VI SCHOOL DISTRICT
SUMMARY SCHEDULE OF FINDINGS
FOR THE YEAR ENDED JUNE 30, 2023

Section I -- Financial Statement Findings

SIGNIFICANT DEFICIENCY

2023-001 Segregation of Duties

Condition: Because of a limited number of available personnel, it is not always possible to adequately segregate certain incompatible duties so that no one employee of the District has access to both physical assets and the related accounting records, or to all phases of a transaction. The District currently has one full time bookkeeper to handle the accounting needs of the District. There are some mitigating controls in place but it is not possible to have segregation in all areas.

Criteria: Duties should be segregated so that no one employee has access to physical assets and the related accounting records, or to all phases of a transaction.

Effect: Risk is present that errors or irregularities in amounts that would be material to the basic financial statements may occur and not be detected within a timely period by employees in the normal course of performing their assigned functions.

Recommendation: We realize because of limited resources and personnel, management may not be able to achieve a proper segregation of duties; however, our professional standards require that we bring this lack of segregation of duties to your attention in this report.

Management Response: The limited number of available personnel prohibits segregation of incompatible duties and the District does not have the resources to hire additional accounting personnel.

SIGNIFICANT DEFICIENCY

2023-002 Payroll Reporting

Condition: Gross wages are not being accurately reconciled to the retirement wages for GASB 68 reconciliation reporting for the fiscal year. The categories on the retirement reconciliation report were not tied to the underlying payroll information causing the reconciliation to be ineffective.

Criteria: Annually, the District should be reconciling the wages reported to the IRS on Forms 941 to the retirement wages reported to PSRS on the GASB 68 Reconciliation Report.

Effect: The effect of failing to use the reconciliation controls increases the risk that misstatements can occur, whether due to fraud or error, in the financial statements without being prevented, or detected and corrected, in a timely manner by the District.

Recommendation: We recommend that internal controls be updated to include the control that all wages in the general ledger be reconciled to retirement wages, and that those reconciliations are reviewed before being submitted to PSRS.

Management Response: The District will improve the use of the payroll wage reconciliation function going forward.

WINSTON R-VI SCHOOL DISTRICT
SCHEDULE OF PRIOR AUDIT FINDINGS
FOR THE YEAR ENDED JUNE 30, 2023

Financial Statement Finding

2022-001 Segregation of duties

Auditor's Recommendation:

We realize that because of limited resources and personnel, management may not be able to achieve a proper segregation of duties; however, our professional standards require that we bring the lack of segregation of duties to your attention in this report.

Status:

Uncorrected

**SUPPLEMENTARY STATE
INFORMATION**

Clevenger & Associates, CPA, PC

2881 Grand Drive
Chillicothe, MO 64601
(660) 646-4872

INDEPENDENT ACCOUNTANTS' REPORT ON MANGEMENT'S ASSERTIONS ABOUT COMPLIANCE WITH SPECIFIED REQUIREMENTS OF MISSOURI LAWS AND REGULATIONS

To the Board of Education
Winston R-VI School District
Winston, Missouri

We have examined management of Winston R-VI School District's assertions that Winston R-VI School District complied with the requirements of Missouri Laws and Regulations regarding budgetary and disbursement procedures; accurate disclosure of the District's attendance records of the average daily attendance, standard day length, resident membership on the last Wednesday of September, pupil transportation records of the average daily transportation of pupils eligible and ineligible for state aid, the number of miles eligible and ineligible for state aid and other statutory requirements included in the accompanying Schedule of Selected Statistics during the year ended June 30, 2023. Winston R-VI School District's management is responsible for its assertions. Our responsibility is to express an opinion on management's assertions about Winston R-VI School District's compliance with the above specified requirements based on our examination.

Our examination was conducted in accordance with attestation standards established by the American Institute of Certified Public Accountants. Those standards require that we plan and perform the examination to obtain reasonable assurance about whether management's assertions about compliance with the specified requirements are fairly stated, in all material respects. An examination involves performing procedures to obtain evidence about whether management's assertions are fairly stated, in all material respects. The nature, timing, and extent of the procedures selected depend on our judgment, including an assessment of the risks of material misstatement of management's assertions, whether due to fraud or error. We believe that the evidence we obtained is sufficient and appropriate to provide a reasonable basis for our opinion.

In our opinion, management's assertions that Winston R-VI School District complied with the requirements included in the Schedule of Selected Statistics are fairly stated, in all material respects, except for the following item:

1) The District did not publish a summary of the audit or post in five different places that the audit was available to view on the school's website or in the office within thirty days of receipt of the audit.

Clevenger & Associates, CPA, PC

Chillicothe, Missouri
November 14, 2023

WINSTON R-VI SCHOOL DISTRICT
 SCHEDULE OF SELECTED STATISTICS
 FOR THE YEAR ENDED JUNE 30, 2023

Calendar (SECTIONS 160.041, 171.029, 171.031, AND 171.033 RSMO)

Report each unique calendar the district/charter school has as defined by Sections 160.041, 171.029, 171.031, and 171.033, RSMo.

School Code	Beginning Grade	End Grade	Half Day Indicator	Standard Day Length	Days	Hours in Session
4020	PK	PK	A	3.65	147	539
4020	K	6		7.35	147	1079.90
1050	7	12		7.35	147	1079.90

Notes:	

Attendance Hours

Report the total attendance hours of PK-12 students allowed to be claimed for the calculation of Average Daily Attendance.

School Code	Grade Level	Full-Time Hours	Part-Time Hours	Remedial Hours	Other Hours	Summer School hours	Total Hours
4020	PK	498.5667	-	-	-	-	498.5667
4020	K	6,923.6666	-	-	-	472.50	7,396.1666
4020	1	9,283.9501	-	-	-	906.65	10,190.6001
4020	2	8,450.0332	-	-	-	664.10	9,114.1332
4020	3	8,847.0668	-	-	-	545.58	9,392.6501
4020	4	8,180.7167	-	-	-	689.72	8,870.4334
4020	5	6,453.3000	-	-	-	343.92	6,797.2166
4020	6	7,808.9668	-	-	-	591.48	8,400.4501
1050	7	9,480.0334	-	-	-	585.00	10,065.0334
1050	8	16,987.1332	-	-	-	1,165.27	18,152.3999
1050	9	12,517.4167	-	-	-	307.50	12,824.9167
1050	10	10,132.3132	-	-	-	195.00	10,327.3132
1050	11	11,826.0500	-	-	-	52.50	11,878.5500
1050	12	15,096.8666	-	-	-	135.00	15,231.8666
Grand Total		132,486.0800	-	-	-	6,654.2166	139,140.2966

Notes:	

WINSTON R-VI SCHOOL DISTRICT
 SCHEDULE OF SELECTED STATISTICS
 FOR THE YEAR ENDED JUNE 30, 2023

September Membership

Report the FTE count of resident students in grades PK-12 taken the last Wednesday in September who are enrolled on the count day and in attendance at least 1 of the 10 previous school days, by grade at each attendance center. This count should only include PK students marked as being eligible to be claimed for state aid in the October MOSIS Student Core File.

School Code	Grade Level	Full-Time	Part-Time	Other	Total
4020	PK	1.00	-	-	1.00
4020	K	7.00	-	-	7.00
4020	1	9.00	-	-	9.00
4020	2	8.00	-	-	8.00
4020	3	10.00	-	-	10.00
4020	4	7.00	-	-	7.00
4020	5	7.00	-	-	7.00
4020	6	7.00	-	-	7.00
1050	7	10.00	-	-	10.00
1050	8	16.00	-	-	16.00
1050	9	13.00	-	-	13.00
1050	10	10.00	-	-	10.00
1050	11	12.00	-	-	12.00
1050	12	14.00	-	-	14.00
Grand Total		131.00	-	-	131.00

Notes:	

Free and Reduced Priced Lunch FTE Count (SECTION 163.011(6), RSMO)

Report the FTE count taken the last Wednesday in January of resident students enrolled in grades K-12 and in attendance at least 1 of the 10 previous school days whose eligibility for free or reduced lunch is documented through the application process using federal eligibility guidelines or through the direct certification process. Desegregation students are considered residents of the district in which the students are educated.

School Code	Free Lunch	Reduced Lunch	Deseg In Free	Deseg In Reduced	Total
4020	19.00	4.00	-	-	23.00
1050	19.00	6.00	-	-	25.00
Grand Total	38.00	10.00	-	-	48.00

Notes:	

WINSTON R-VI SCHOOL DISTRICT
SCHEDULE OF SELECTED STATISTICS
FOR THE YEAR ENDED JUNE 30, 2023

Finance

Answer the following questions with an appropriate response of true, false, or N/A unless otherwise noted.

Section	Question	Answer (T/F)
5.1	The district/charter school maintained a calendar in accordance with 160.041, 171.029, 171.031, and 171.033, RSMo and all attendance hours were reported.	T
5.2	The district/charter school maintained complete and accurate attendance records allowing for the accurate calculation and reporting by category of Average Daily Attendance, which includes the reporting of calendar and attendance hours, for all students in accordance with all applicable state rules and regulations. Sampling of records included those students receiving instruction in the following categories:	
	Academic Programs Off-Campus	N/A
	Career Exploration Program – Off Campus	N/A
	Cooperative Occupational Education (COE) or Supervised Occupational Experience Program	N/A
	Dual enrollment	N/A
	Homebound instruction	N/A
	Missouri Options	T
	Prekindergarten eligible to be claimed for state aid	N/A
	Remediation	N/A
	Sheltered Workshop participation	N/A
	Students participating in the school flex program	N/A
	Traditional instruction (full and part-time students)	T
	Virtual instruction (MOCAP or other option)	N/A
	Work Experience for Students with Disabilities	N/A
5.3	The district/charter school maintained complete and accurate attendance records allowing for the accurate calculation of September Membership for all students in accordance with all applicable state rules and regulations.	T
5.4	The district/charter school maintained complete and accurate attendance and other applicable records allowing for the accurate reporting of the State FTE count for Free and Reduced Lunch for all students in accordance with all applicable state rules and regulations.	T
5.5	As required by Section 162.401, RSMo, a bond was purchased for the district's school treasurer or as required by Section 160.405, RSMo, a bond was purchased for the charter schools chief financial officer or an insurance policy issued by an insurance company that proves coverage in the event of employee theft in the total amount of:	\$ 50,000.00
5.6	The district's/charter school's deposits were secured during the year as required by Sections 110.010 and 110.020, RSMo., and the Missouri Financial Accounting Manual.	T
5.7	The district maintained a separate bank account for all Debt Service Fund monies in accordance with Section 108.180 and 165.011, RSMo.	N/A
5.8	Salaries reported for educators in the October MOSIS Educator Core and Educator School files are supported by complete and accurate payroll and contract records. This includes payments for Teacher Baseline Salary Grants and Career Ladder if applicable.	T
5.9	If a \$162,326 or 7% x SAT x WADA transfer was made in excess of adjusted expenditures, the board approved a resolution to make the transfer, which identified the specific projects to be funded by the transfer and an expected expenditure date for the projects to be undertaken.	N/A

WINSTON R-VI SCHOOL DISTRICT
 SCHEDULE OF SELECTED STATISTICS
 FOR THE YEAR ENDED JUNE 30, 2023

Finance (continued)

Answer the following questions with an appropriate response of true, false, or N/A unless otherwise noted.

5.10	The district/charter school published a summary of the prior year's audit report within thirty days of the receipt of the audit pursuant to Section 165.121, RSMo.	F
5.11	The district has a professional development committee plan adopted by the board with the professional development committee plan identifying the expenditure of seventy-five percent (75%) of one percent (1%) of the current year basic formula apportionment. Remaining 25% of 1% if not spent must be restricted and spent on appropriate expenditures in the future.	T
5.12	The amount spent for approved professional development committee plan activities was:	\$ 10,415.29
5.13	The district/charter school has posted, at least quarterly, a searchable expenditure and revenue document or database detailing actual income, expenditures, and disbursement for the current calendar or fiscal year on the district or school website or other form of social media as required by Section 160.066, RSMo..	T

Notes:	

All above "False" answers **must** be supported by a finding or management letter comment.

Finding:	The District did not publish a summary of the prior year's audit within thirty days of receipt of the audit. The District did post the full audit report, but it was not posted until thirty-nine days after receipt.
Management Letter Comment:	The District does not have a local paper available in which to publish the audit summary. The District will make sure the audit is available within the required timeframe going forward.

WINSTON R-VI SCHOOL DISTRICT
 SCHEDULE OF SELECTED STATISTICS
 FOR THE YEAR ENDED JUNE 30, 2023

Transportation (SECTION 163.161, RSMO)

Answer the following questions with an appropriate response of true, false, or N/A unless otherwise noted.

Section	Question	Answer
6.1	The school transportation allowable costs substantially conform to 5 CSR 30-261.040, Allowable Costs for State Transportation Aid.	T
6.2	The district's/charter school's pupil transportation ridership records are maintained in a manner to accurately disclose in all material respects the average number of regular riders transported.	T
6.3	Based on the ridership records, the average number of students (non-disabled K-12, K-12 students with disabilities and career education) transported on a regular basis (ADT) was:	
	Eligible ADT	82.5
	Ineligible ADT	0
6.4	The district's/charter school's transportation odometer mileage records are maintained in a manner to accurately disclose in all material respects the eligible and ineligible mileage for the year.	T
6.5	Actual odometer records show the total district/charter-operated and contracted mileage for the year was:	39,139
6.6	Of this total, the eligible non-disabled and students with disabilities route miles and the ineligible non-route and disapproved miles (combined) was:	
	Eligible Miles	32,617
	Ineligible Miles(Non-route/Disapproved)	6,522
6.7	Number of days the district/charter school operated the school transportation system during the regular school year:	147

Notes:	

All above "False" answers **must** be supported by a finding or management letter comment.

Finding:	No reportable findings.
Management Letter Comment:	No management comments.